



**HAND DRYER**

**SENSOR OPERATED**

JET

ITEM: 11.114



### COMPONENTS & MATERIALS

- High-impact ABS one-piece cover white finish.
- High speed self-developed brushless motor.
- 3 IR sensors in both sides for automatic hands detection.
- HEPA filter which avoids the entry of the tiny particles.
- Internal tank to collect the water and avoid a mess.
- Designed for high traffic bathroom and continuous use.
- Easy maintenance.
- Dimension: 570 high x 300 wide x 184 deep mm.

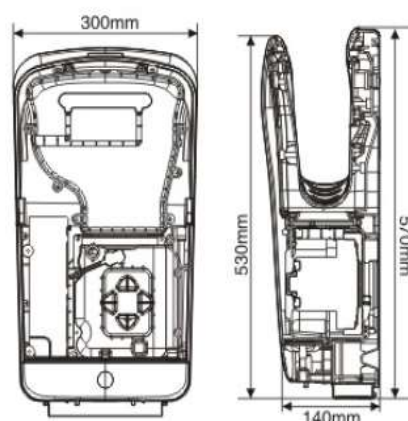
### TECHNICAL SPECIFICATIONS

· <b>Material</b>	ABS
· <b>Cover thickness</b>	3.0 mm thick
· <b>Voltage/Frequency</b>	AC220V, 50/60Hz
· <b>r.p.m.</b>	21000
· <b>Total power</b>	1300-1800W
· <b>Motor power</b>	500-700W
· <b>Heating element power</b>	800-1100W
· <b>Air velocity</b>	90-95m/s
· <b>Air temperature</b>	25-40°C
· <b>Noice level</b>	68dB
· <b>Protection level</b>	IPX4
· <b>Drying time</b>	5-10s

### CERTIFICATE



### TECHNICAL DRAWING



## SECURITY CONVENIENT EXCLUSIVE




Logo highlight



Sensor (original from Germany)  
Light screen  
Red light will blink after continuous operation 25s.



High temperature protector  
Mechanical break-make equipment



HEPA filter  
Blocks 99.9% of 0.3  $\mu\text{m}$  particles



PTC heating element no fear fire



Anti-theft design for water tank



Water from hands is collected  
No hazardous water waste on the floor



On/Off switch for heating element  
Variable speed  
Main switch




Brush motor  
Brushless motor



light for sensor  
Water level sensor



PCB for brush AC motor  
PCB for brushless DC motor



Red light for reminding emptying

